









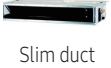




1. Line-up

1-3. Combination Table (Outdoor-Indoor)

Indoor Unit		Outdoor Unit		Model				
		Model						
Model		Capacity (kW)	AJ040TXJ2KG/EU	AJ050TXJ2KG/EU	AJ052TXJ3KG/EU	AJ068TXJ3KG/EU	AJ080TXJ4KG/EU	AJ100TXJ5KG/EU
	AR07/09/12/18/24TXHZAWKNEU	2.0	●	●	●	●	●	●
		2.5	●	●	●	●	●	●
		3.5	●	●	●	●	●	●
		5.0		●	●	●	●	●
		6.5					●	●
	AR07/09/12/18/24TXFYAWKNEU	2.0	●	●	●	●	●	●
		2.5	●	●	●	●	●	●
		3.5	●	●	●	●	●	●
		5.0		●	●	●	●	●
		6.5					●	●
	AR07/09/12/18/24TXFCAWKNEU	2.0	●	●	●	●	●	●
		2.5	●	●	●	●	●	●
		3.5	●	●	●	●	●	●
		5.0		●	●	●	●	●
		6.5					●	●
	AR07/09/12/18/24TXEAAWKNEU	2.0	●	●	●	●	●	●
		2.5	●	●	●	●	●	●
		3.5	●	●	●	●	●	●
		5.0		●	●	●	●	●
		6.5					●	●
	AR07/09/12TXCAAWKNEU	2.0	●	●	●	●	●	●
		2.5	●	●	●	●	●	●
		3.5	●	●	●	●	●	●
	AJ026/035TN1DKG/EU	2.6	●	●	●	●	●	●
		3.5	●	●	●	●	●	●
	AJ016/020/026/035/052TNNDKG/EU	1.6		●	●	●	●	●
		2.0		●	●	●	●	●
		2.6		●	●	●	●	●
		3.5		●	●	●	●	●
		5.2					●	●
	AJ026/035TNLDEG/EU	2.6		●	●	●	●	●
		3.5		●	●	●	●	●
	AJ052TNMDEG/EU	5.2				●	●	●
	AJ026/035/052TNJDKG/EU	2.6	●	●	●			
		3.5	●	●	●			
		5.2		●	●			